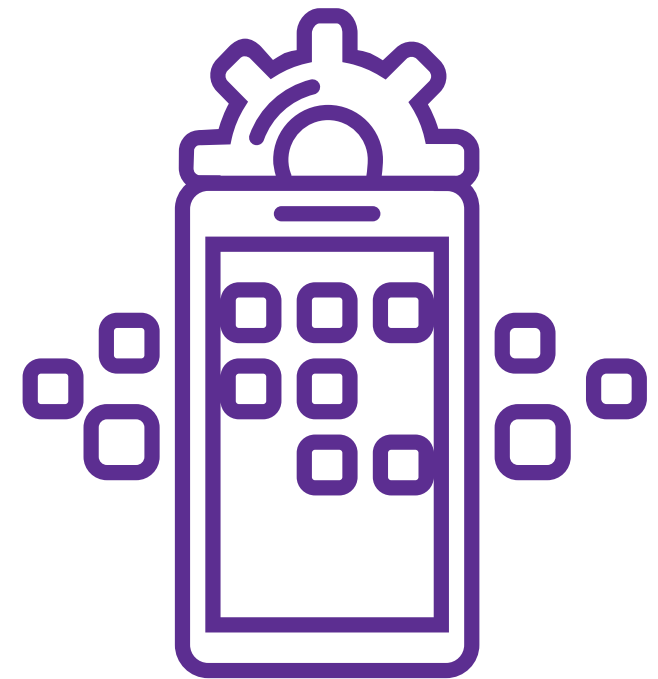
The background is a purple field filled with white technical sketches of various mechanical parts, including bolts, nuts, and complex assemblies, rendered in a hand-drawn style.

# Your guide to building great apps

Upgrade your skills and update your tools  
to create the next great app

# Introduction

Visual Studio 2015 helps you turn great ideas into great business applications. Our flexible cloud platform and enterprise-scale DevOps tools make it easier than ever to create scalable, state-of-the-art business applications for any platform—web, mobile, cloud, or on-premises. Create stunning apps for Windows, Android, iOS, and the web with the powerful integrated development environment of Visual Studio. Collaborate in the cloud with version control, agile, continuous delivery, and app analytics using any language, targeting any platform.



# Table of contents

## Part one: Changing the app landscape

Page 4: Mobile first

Page 5: Building cross-platform apps

Page 6: Integrating with management services

Page 7: Building with Apache Cordova

## Part two: Making the most of your time

Page 9: Eliminating common coding issues

Page 10: Staying focused with CodeLens

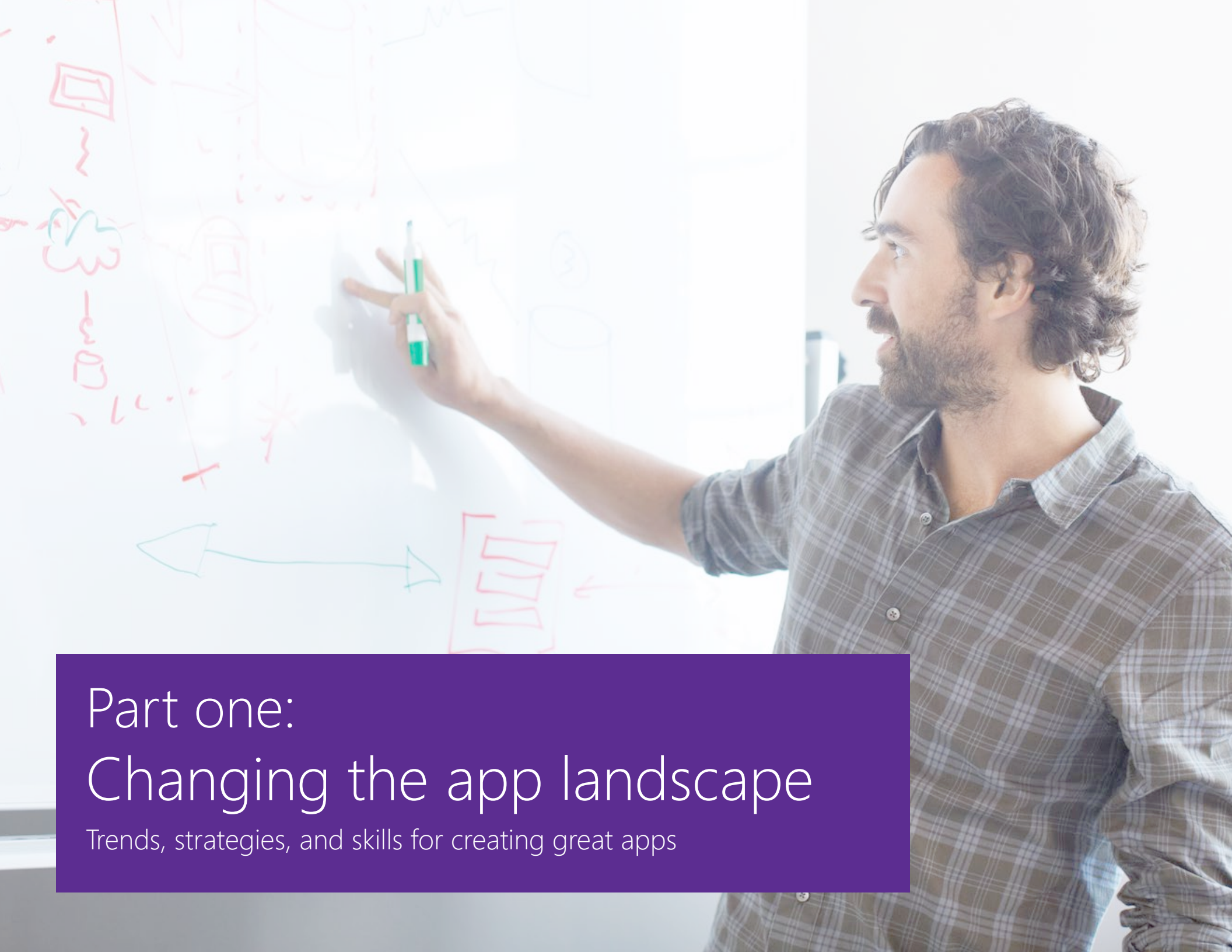
Page 11: Debugging tips and tricks

Page 12: Visual Studio advanced features overview

## Part three: Be more productive as a team

Page 14: Scrum, sprints, and collaboration tools





Part one:

# Changing the app landscape

Trends, strategies, and skills for creating great apps

Part one:

## Changing the app landscape

### Mobile first

Get ready to upgrade your skills and tools to create the next great app. We make it easy for you to dive right in by offering a full suite of resources that will help you get productive fast.

For instance, are your developers and designers curious about “mobile first”? If so, you’ll want to look at this free online course from the Microsoft Virtual Academy. Called “Mobile Web Application Development,” it’s a great place to learn how to deal with touch devices, and how to make your web applications work on tablets and phones and to be as user-friendly as possible. Our mobile experts Jeremy Foster and Christopher Harrison explore mobile design considerations, libraries to help enable touch, menuing systems, QA tools, and more. You’ll learn how to:

- How to create a mobile user interface
- What NOT to do, such as avoiding plug-ins
- Making touch a part of the user experience
- Creating the backend
- Connecting to the server
- Migrate from Amazon AWS to Microsoft Azure

This free Channel 9 MVA series is a digestible—even fun—way to get going on mobile app development.

[Watch video](#)



Part one:

## Changing the app landscape

### Building cross-platform apps

Many companies are still in the early stages of creating mobile apps that support their business. They might have created a few mobile apps, only to discover that they really need more. That's a great opportunity for you.

One of the things you'll learn here is that mobile apps are moving closer to the customer. Let's say you're staying in a hotel. When watching TV, you come across an advertisement from the hotel asking you to download a hotel app. If you do, you'll have a new way to interact closely with the hotel—contacting the concierge, making a new reservation, and much more.

This video covers the strategic decisions you have to make as a developer when targeting multiple platforms in your application. It also explores the tools and technologies that you have available in Visual Studio 2015 for both web and native applications that target Windows, iOS and Android devices. After you've watched it you'll be on the way to creating apps that connect your clients to their customers.

[Watch video](#)



Part one:

## Changing the app landscape

### Integrating with management services

Whether your team prefers JavaScript, C#, VB.NET, or C++, Visual Studio 2015 provides developers with the tools necessary to create enterprise-class mobile apps for iOS, Android, and Windows using up to 100 percent shared code.

This video covers developing trends and common strategies for mobile app development. It provides a comprehensive look at building cross-platform mobile apps using Xamarin, C++, and the Visual Studio Tools for Apache Cordova with significant updates for Visual Studio 2015. In the video, we look beyond the coding environment to cover integration with app and device management services such as push notifications, SaaS systems, and Azure Mobile Services.

[Watch video](#)



Part one:

## Changing the app landscape

### Building with Apache Cordova

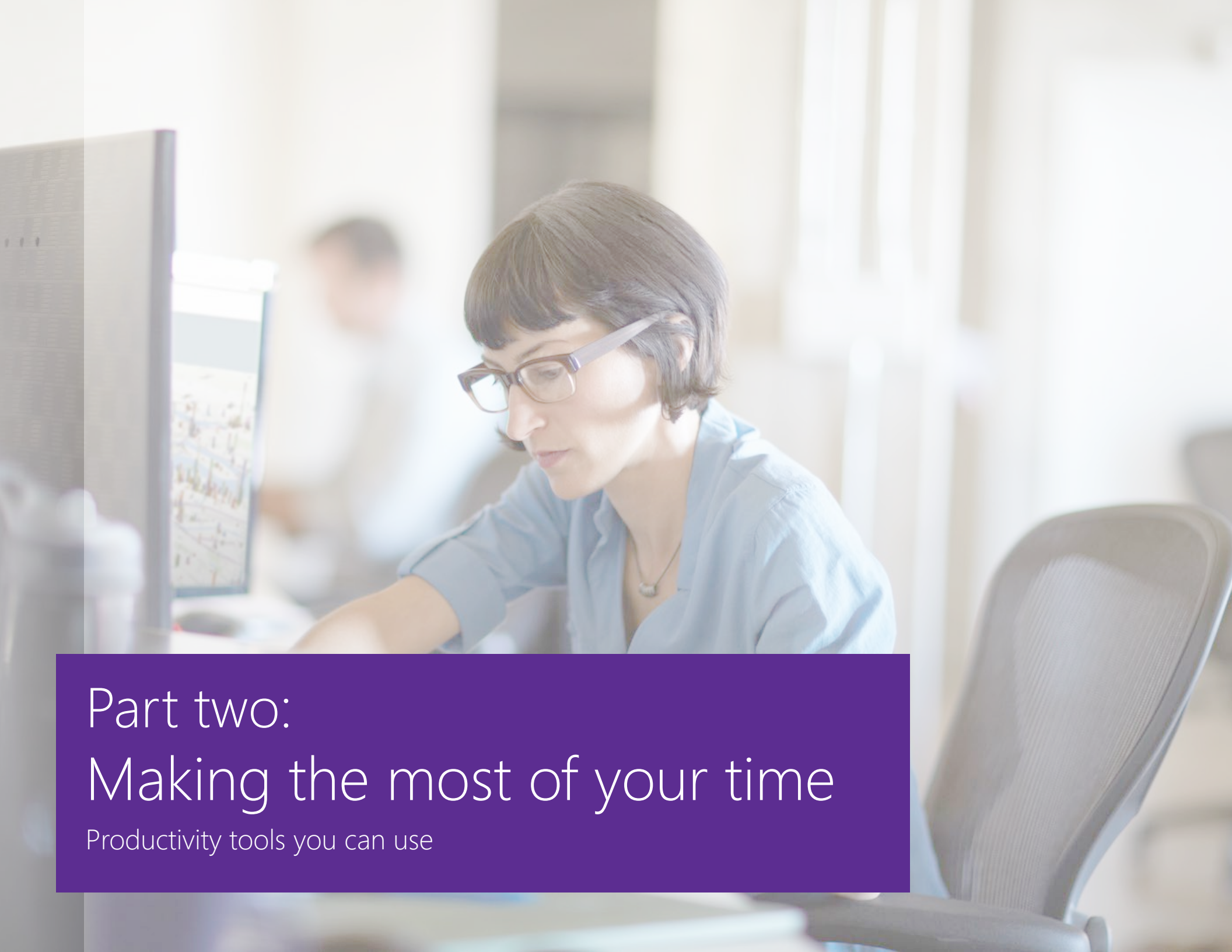
Mobile applications are all the rage, given the proliferation of handheld devices in the market today. Understanding which platform options are out there and which one to choose is a significant decision to make that will affect the outcome of how you deliver your app to the masses. You'll want to take advantage of sophisticated tools in Visual Studio 2015 to build great mobile apps with Apache Cordova.

In this video, "Building Cross-Platform Mobile Applications with Apache Cordova," you'll get an idea of what Cordova is all about, a look at the sophisticated yet easy-to-use Cordova tooling in Visual Studio, and the HTML5 tooling built into the IDE. You'll also see how you can take advantage of Visual Studio to build the best Cordova-based mobile application you can.

[Watch video](#)







Part two:

# Making the most of your time

Productivity tools you can use

Part two:  
Making the most of your time

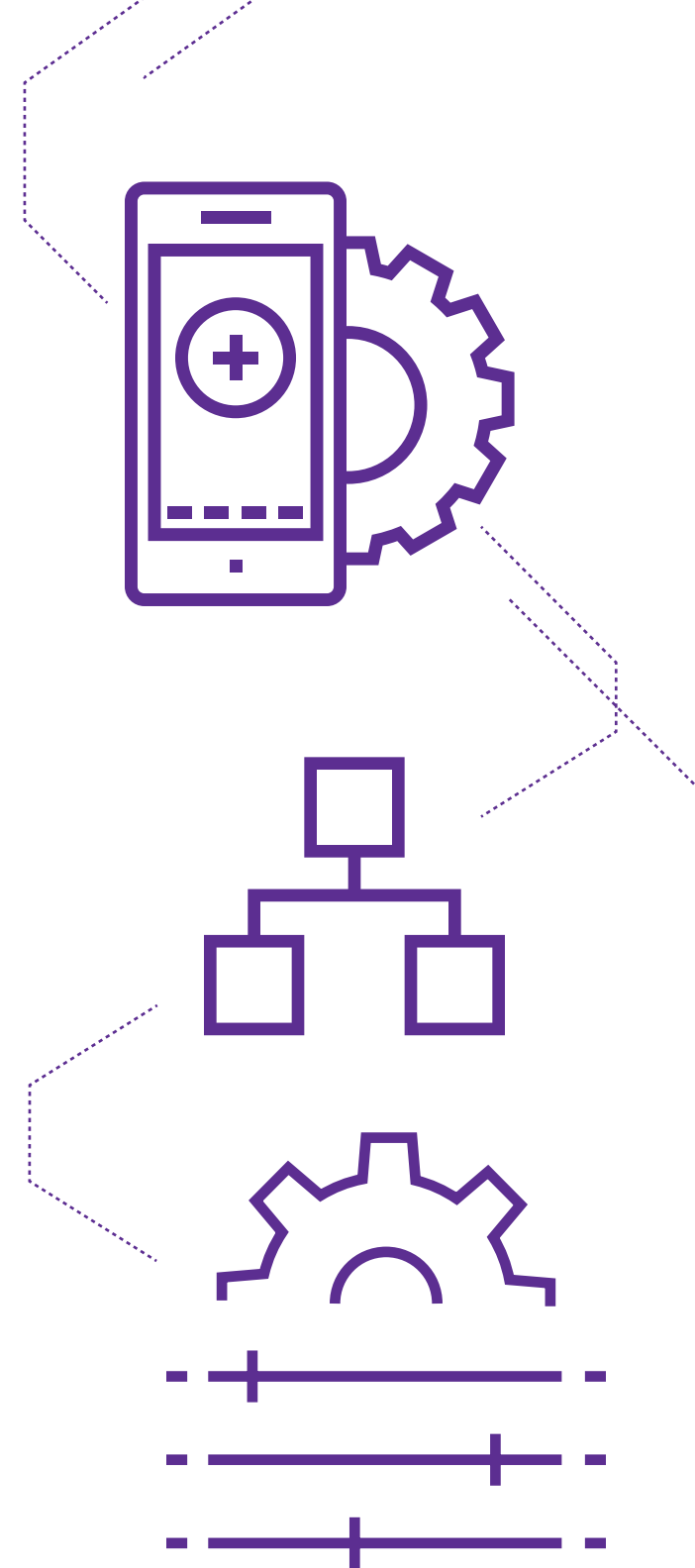
## Eliminating common coding issues

We've worked hard to ensure that Visual Studio 2015 makes you as productive as possible. For instance, setup consists of components so you install only the parts you need. That makes installation faster for many scenarios involving .NET or web development.

It's your time. Make the most of it!

Visual Studio works with your favorite devices, roams and finds your settings, and makes it easy to interact with developer services. Visual Studio enhances the way you work with everything from the web to the desktop to mobile apps, so you won't want to miss out on these productivity enhancements. In this video, "Maximizing Your Coding Productivity with Visual Studio 2015," you'll learn ways to find and eliminate common coding issues as you code.

[Watch video](#)



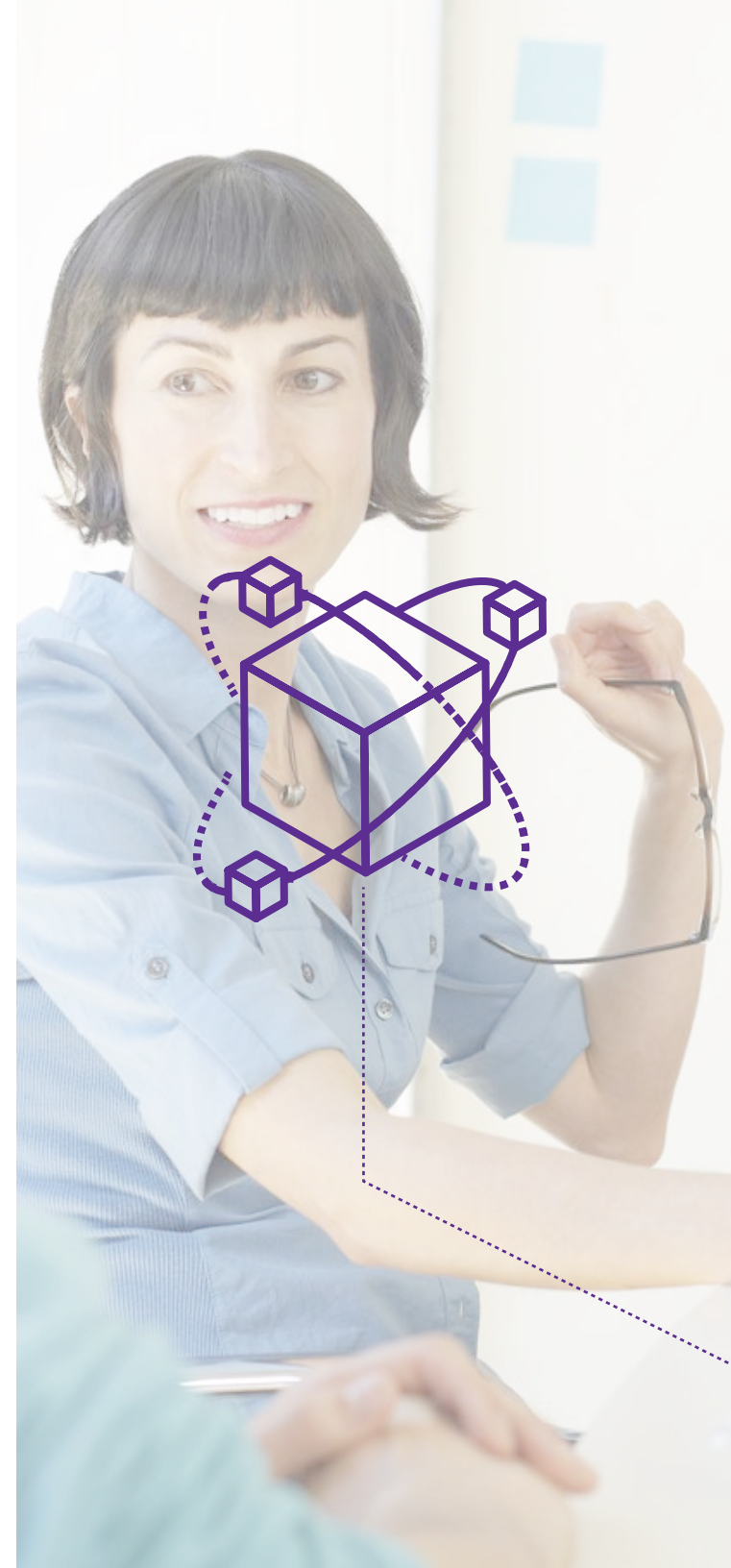
Part two:  
Making the most of your time

## Staying focused with CodeLens

Visual Studio 2015 Enterprise and Professional editions ship with CodeLens. CodeLens helps you stay focused on your work by helping you find references and changes to your code, linked bugs, work items, code reviews, and unit tests—all without leaving the editor. Your dev team will get more done by avoiding time-wasting context switches and keeping them in the IDE.

CodeLens helps you track programming activity in .NET apps by surfacing information about changes to specific code elements, including when they happened and who made them. In this video, Stuart Kent demos CodeLens Team Indicators, highlighting new features introduced in Visual Studio 2013 and 2015.

[Watch video](#)



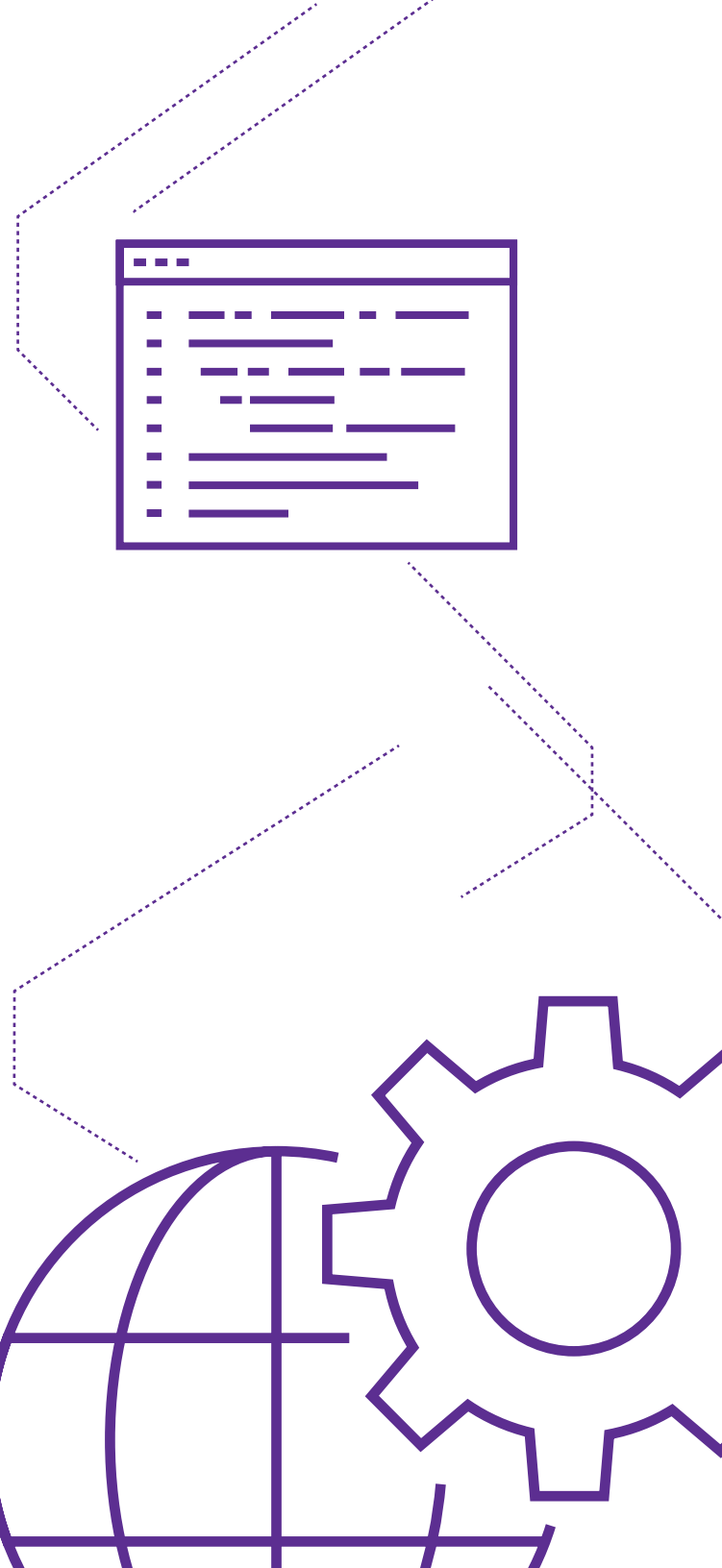
Part two:  
Making the most of your time

---

## Debugging tips and tricks

Bugs don't stand a chance against coding ninja Andrew Hall. In this video, he'll show you how to use some of the new debugging features in Visual Studio 2015, as well as give you a refresher on tricks that have been around for a while. You'll improve your debugging skills ... and be more productive going forward.

[Watch video](#)



Part two:  
Making the most of your time


## Visual Studio advanced features overview

Whether you are working on greenfield software development projects or working with legacy code, the advanced features and tools in Visual Studio Enterprise can simplify your efforts. In this training you will discover ways to use the advanced tools in Visual Studio Enterprise to design and build applications that are ready for modern continuous integration and continuous delivery pipelines, while developers working with legacy code will be able to easily transform their older applications into modern applications.

Watch and learn about these Visual Studio Advanced Features:

- IntelliTrace
- Architecture Tools: Code Map
- IntelliTest

[Watch video](#)





Part three:

## Be more productive as a team

Tools, services, and resources for better team collaboration


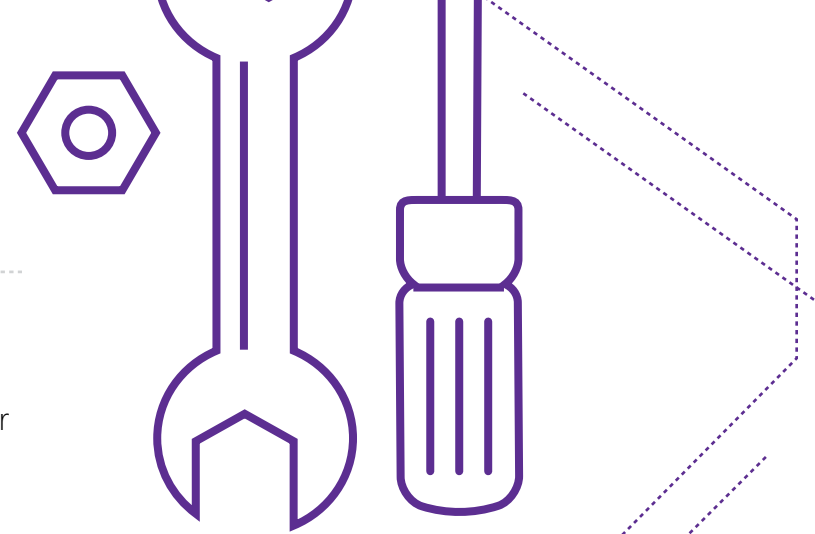
Part three:  
Be more productive as a team

## Scrum, sprints, and collaboration tools

Your customers want more from your app, they want it now, and you need to deliver it. Whether you work in the cloud, on-premises, or in between, or whether you use iOS, Android, Java, Linux, or Windows, with Visual Studio and Azure you have a comprehensive set of tools so your team can collaborate and deliver apps faster.

Plan and monitor all your team's work, and track work in progress to ensure you have a streamlined channel from idea to delivery. In this five-minute how-to video, "Scrum with Visual Studio Online," you'll learn how to build and groom a backlog, plan a sprint, and keep track of what matters most to your team.

[Watch video](#)



Part three:  
Be more productive as a team

## Scrum, sprints, and collaboration tools (cont'd)

Support for Git is available in Visual Studio, Team Foundation Server, and Visual Studio Team Services. In this video, you'll learn more about why you might want to use Git for your next project, what makes distributed version control a powerful model for software development, and when you might want to choose Git over TFVC for version control. Learn about the fundamentals of a repository and how to successfully collaborate using Git in your Team Foundation Server or Visual Studio Team Services account. Discover how pull requests can help facilitate collaboration and agility while maintaining code quality.

[Watch video](#)

Watch the Visual Studio Advanced Features on Release Management.

[Watch video](#)





## Is Visual Studio 2015 right for you?

Visual Studio 2015 is for developers and teams of any size that want to create great software for any device or platform. Check out the list of resources below and start your evaluation today:

### [Video introduction to Visual Studio Enterprise 2015](#)

Watch this brief video to see more about this integrated, end-to-end solution for teams of any size.

### [Overview of Visual Studio Enterprise](#)

Access product information, resources, purchasing info, and more.

### [Microsoft Virtual Academy: Visual Studio Advanced Features Overview](#)

This five-part video series covers the advanced features and tools in Visual Studio Enterprise that will simplify your efforts every step of the way, from design to release.

### [Visual Studio Team Services](#)

Share code, track work, and ship software—for any language, all in a single package.

### [Pricing info and purchasing options](#)

Find the right Visual Studio edition for your team.

[Download a free trial of Visual Studio Enterprise](#)